










SPOTlight: School Year 2022-2023

Sankofa Freedom Academy Charter School			
School Code	3399	Principal Name	Tameka Bowman
Sector	Charter	Address	2501 Kensington Ave
Network	Charters	Phone	
Report Type	High School	Admission Category	Citywide With Criteria
Receives K8 Report	Yes	October 1 Enrollment	193
Grades in Report	9 12		
Website	sfacs.us		

School Performance Outcomes Table

CONDITIONS FOR SUCCESS				
Metric Name	2021-22 Results	2022-23 Results	2022-23 Progress	Metric Description
Student Attendance	52.9%	57.7%	+4.8 %-pts 	Percentage of students attending 90% or more of instructional days
Teacher Attendance	Not Applicable			Percentage of teachers attending 90% or more of work days
Student Dropouts (Grades 9-12)	1	0	-1 	Number of students no longer enrolled, and who did not transfer or graduate
Graduation Rate (4-Year Cohort)	90.7%	93.8%	+3.1 %-pts 	Percentage of students graduating high school within four years of first-time enrollment in 9th grade

ACADEMIC GOALS						
Metric Name	2018-19 Results*	2022-23 Results	2022-23 Progress	2018-19 Results*	2022-23 Results	2022-23 Progress
Goal 4: Best by 11th Grade	Keystone Proficient or Advanced			Keystone Below Basic		
Algebra 1	29.2%	22.2%	-7.0 %-pts 	14.6%	22.2%	+7.6 %-pts 
Biology	24.4%	16.2%	-8.2 %-pts 	31.7%	48.7%	+17.0 %-pts 
Literature	68.3%	46.0%	-22.4 %-pts 	7.3%	21.6%	+14.3 %-pts 

* Due to COVID-19 pandemic-related test cancellations and exemptions, Keystone results for 2022-23 are compared to pre-pandemic (2018-19) performance.

Metric Name	2021-22 Results	2022-23 Results	2022-23 Progress	Metric Description
Goal 5: Grade 12 CTE	NOCTI Competent or Advanced			
NOCTI	Insufficient Sample			Percentage of students passing the industry standards assessment specific to each Career and Technical Education (CTE) program

All SPOTlight indicator colors are based on unrounded changes in results. Percentage point changes are rounded to the nearest tenth for display.

SPOTlight Legend:	Improving 	Maintaining 	Not Improving 
-------------------	---	--	---

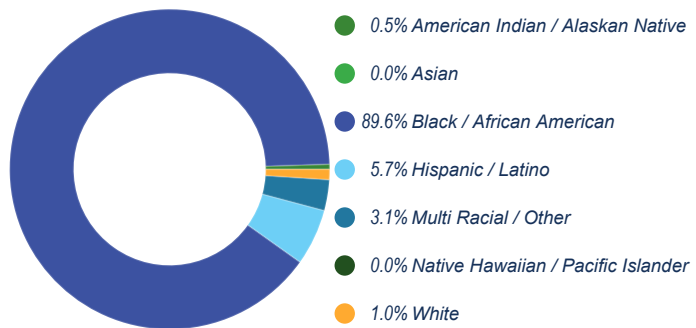


Sankofa Freedom Academy Charter School

2022-2023 SCHOOL PROGRESS REPORT ON EDUCATION AND EQUITY

School Code | 3399 Sector | Charter Network | Charters
 Principal Name | Tameka Bowman
 Address | 2501 Kensington Ave Phone | Website | sfacs.us
 Report Type | High School Grades in Report | 9-12
 Admissions Category | Citywide With Criteria
 Receives K8 Report | Yes Oct 1 Enrollment | 193

Student Enrollment and Demographics



208
of Students Served Over the Full Year

26.9%
% of Students with IEPs

1.6%
% of Students Identified as English Learners

82.9%
% of Students Identified as Economically Disadvantaged

Student Attendance

31.3%
% of Students Attending at Least 95% of Instructional Days

57.7%
% of Students Attending at Least 90% of Instructional Days

Score Level	Performance	Improvement	Level
Not Applicable for 2022-2023			
Performance Insufficient Data for Score	Black / African American		NA
	Insufficient Data for Score	Insufficient Data for Score	
Improvement Improving in 3 out of 10 Eligible Metrics 30.0%	Hispanic / Latino		NA
	Insufficient Data for Score	Insufficient Data for Score	
Goal Performance (All Students)			
Four-Year Cohort Graduation Rate			
Score: 93.8%			
IMPROVING +3.1 From Prior Year			
GOAL 4 Keystone: % of Students Proficient or Advanced on All 3 Keystones, Grade 11			
Score: 13.2%			
Not Applicable No Data Prior Year			
GOAL 5 % of 12th Grade CTE Students Meeting Industry Standards			
Insufficient Sample			
Improving Maintaining Not Improving Not Applicable			
Black / African American		Insufficient Data for Score	
Hispanic / Latino		Insufficient Data for Score	
Multi Racial / Other		Insufficient Data for Score	
White		Insufficient Data for Score	
American Indian / Alaskan Native		Insufficient Data for Score	
Asian		Insufficient Data for Score	
Native Hawaiian / Pacific Islander		Insufficient Data for Score	
English Learners		Insufficient Data for Score	
Students with IEPs		Insufficient Data for Score	
Economically Disadvantaged		Insufficient Data for Score	

Climate, Culture & Opportunity

Conditions for Success

School Code | 3399 School Name | Sankofa Freedom Academy Charter School

% of Students Attending 90%+ of Days

All Students

208 Students

Score: 57.7%



IMPROVING

+4.8 From Prior Year



% of Students Attending

Greater Than 95% of Instructional Days

31.3%

90-95% of Instructional Days

26.4%

85-90% of Instructional Days

22.6%

80-85% of Instructional Days

7.2%

Less than 80% of Instructional Days

12.5%

Number of Dropouts

All Students

Grades 9-12

Students: 0

IMPROVING

-1.0 From Prior Year



% of Students Receiving Zero Out-of-School Suspensions

All Students

208 Students

Score: 72.6%



NOT IMPROVING

-27.4 From Prior Year



* Schools that are performing at the most positive value for a metric automatically receive a label of "Improving", even if no change in performance occurred.

Climate, Culture & Opportunity

Conditions for Success

School Code | 3399 School Name | Sankofa Freedom Academy Charter School

% of Teachers Attending 90%+ of Days

Additional Teacher Metrics

All Teachers

Not Applicable

Data Unavailable
% of Teachers Rated as
Distinguished

Data Unavailable
% of Teachers Rated as
Proficient



Data Unavailable
Year-to-Year Teacher
Retention

** Schools that are performing at the most positive value for a metric automatically receive a label of "Improving", even if no change in performance occurred.*

College & Career: Every Student Graduates Ready for College and Careers

Conditions for Success

School Code | 3399 School Name | Sankofa Freedom Academy Charter School







Four-Year Cohort Graduation Rate	Other Key Metrics		
<p>All Students 45 out of 48 Students</p> <p>Score: 93.8%</p> <p>IMPROVING +3.1 From Prior Year </p>			
<p>Black / African American 43 out of 46 Students</p> <p>Score: 93.5%</p> <p>IMPROVING +1.2 From Prior Year </p>			
<p>Hispanic / Latino</p> <p>Insufficient Sample</p>	<p>95.1%</p> <p>Ninth-Grade On-Track Rate</p>	<p>53.3%</p> <p>First-Fall Matriculation</p>	<p>42.2%</p> <p>% of Students Completing the FAFSA by End of 12th Grade</p>
<p>Multi Racial / Other</p> <p>Insufficient Sample</p>			
<p>White</p> <p>Insufficient Sample</p>			
<p>American Indian / Alaskan Native</p> <p>Insufficient Sample</p>			
<p>Asian</p> <p>Insufficient Sample</p>			
<p>Native Hawaiian / Pacific Islander</p> <p>Insufficient Sample</p>			
<p>English Learners</p> <p>Insufficient Sample</p>			
<p>Students with IEPs</p> <p>Insufficient Sample</p>			
<p>Economically Disadvantaged</p> <p>Insufficient Sample</p>			

* Schools that are performing at the most positive value for a metric automatically receive a label of "Improving", even if no change in performance occurred.

College & Career: Every Student Graduates Ready for College and Careers

Goal 4 - Keystone Algebra I Proficiency, Grade 11

School Code | 3399 School Name | Sankofa Freedom Academy Charter School

Keystone Algebra 1: % of Students Proficient or Advanced, Grade 11	Keystone Algebra 1: % of Students Below Basic, Grade 11
<p>All Students 8 out of 36 Students</p> <p>Score: 22.2%</p> <p>NOT IMPROVING -7.0 From Prior Year </p>	<p>All Students 8 out of 36 Students</p> <p>Score: 22.2%</p> <p>NOT IMPROVING +7.6 From Prior Year </p>
<p>Black / African American 7 out of 34 Students</p> <p>Score: 20.6%</p> <p>Not Applicable No Data Prior Year </p>	<p>Black / African American 8 out of 34 Students</p> <p>Score: 23.5%</p> <p>Not Applicable No Data Prior Year </p>
<p>Hispanic / Latino</p> <p>Insufficient Sample</p>	<p>Hispanic / Latino</p> <p>Insufficient Sample</p>
<p>Multi Racial / Other</p> <p>Insufficient Sample</p>	<p>Multi Racial / Other</p> <p>Insufficient Sample</p>
<p>White</p> <p>Insufficient Sample</p>	<p>White</p> <p>Insufficient Sample</p>
<p>American Indian / Alaskan Native</p> <p>Insufficient Sample</p>	<p>American Indian / Alaskan Native</p> <p>Insufficient Sample</p>
<p>Asian</p> <p>Insufficient Sample</p>	<p>Asian</p> <p>Insufficient Sample</p>
<p>Native Hawaiian / Pacific Islander</p> <p>Insufficient Sample</p>	<p>Native Hawaiian / Pacific Islander</p> <p>Insufficient Sample</p>
<p>English Learners</p> <p>Insufficient Sample</p>	<p>English Learners</p> <p>Insufficient Sample</p>
<p>Students with IEPs</p> <p>Insufficient Sample</p>	<p>Students with IEPs</p> <p>Insufficient Sample</p>
<p>Economically Disadvantaged 7 out of 33 Students</p> <p>Score: 21.2%</p> <p>Not Applicable No Data Prior Year </p>	<p>Economically Disadvantaged 8 out of 33 Students</p> <p>Score: 24.2%</p> <p>Not Applicable No Data Prior Year </p>

* Schools that are performing at the most positive value for a metric automatically receive a label of "Improving", even if no change in performance occurred.

* Due to COVID-19 pandemic-related test cancellations and exemptions, Keystone results for 2022-2023 are compared to pre-pandemic (2018-2019) performance; 2018-2019 subgroup data are not included.

College & Career: Every Student Graduates Ready for College and Careers

Goal 4 - Keystone Biology Proficiency, Grade 11

School Code | 3399 School Name | Sankofa Freedom Academy Charter School

Keystone Biology: % of Students Proficient or Advanced, Grade 11	Keystone Biology: % of Students Below Basic, Grade 11
<p>All Students 6 out of 37 Students</p> <p>Score: 16.2% NOT IMPROVING -8.2 From Prior Year </p>	<p>All Students 18 out of 37 Students</p> <p>Score: 48.7% NOT IMPROVING +17.0 From Prior Year </p>
<p>Black / African American 6 out of 35 Students</p> <p>Score: 17.1% Not Applicable No Data Prior Year </p>	<p>Black / African American 17 out of 35 Students</p> <p>Score: 48.6% Not Applicable No Data Prior Year </p>
<p>Hispanic / Latino</p> <p>Insufficient Sample</p>	<p>Hispanic / Latino</p> <p>Insufficient Sample</p>
<p>Multi Racial / Other</p> <p>Insufficient Sample</p>	<p>Multi Racial / Other</p> <p>Insufficient Sample</p>
<p>White</p> <p>Insufficient Sample</p>	<p>White</p> <p>Insufficient Sample</p>
<p>American Indian / Alaskan Native</p> <p>Insufficient Sample</p>	<p>American Indian / Alaskan Native</p> <p>Insufficient Sample</p>
<p>Asian</p> <p>Insufficient Sample</p>	<p>Asian</p> <p>Insufficient Sample</p>
<p>Native Hawaiian / Pacific Islander</p> <p>Insufficient Sample</p>	<p>Native Hawaiian / Pacific Islander</p> <p>Insufficient Sample</p>
<p>English Learners</p> <p>Insufficient Sample</p>	<p>English Learners</p> <p>Insufficient Sample</p>
<p>Students with IEPs</p> <p>Insufficient Sample</p>	<p>Students with IEPs</p> <p>Insufficient Sample</p>
<p>Economically Disadvantaged 5 out of 33 Students</p> <p>Score: 15.2% Not Applicable No Data Prior Year </p>	<p>Economically Disadvantaged 16 out of 33 Students</p> <p>Score: 48.5% Not Applicable No Data Prior Year </p>

* Schools that are performing at the most positive value for a metric automatically receive a label of "Improving", even if no change in performance occurred.

* Due to COVID-19 pandemic-related test cancellations and exemptions, Keystone results for 2022-2023 are compared to pre-pandemic (2018-2019) performance; 2018-2019 subgroup data are not included.

College & Career: Every Student Graduates Ready for College and Careers

Goal 4 - Keystone Literature Proficiency, Grade 11

School Code | 3399 School Name | Sankofa Freedom Academy Charter School

Keystone Literature: % of Students Proficient or Advanced, Grade 11	Keystone Literature: % of Students Below Basic, Grade 11
All Students <i>17 out of 37 Students</i> Score: 46.0% <div style="display: flex; align-items: center; gap: 10px;"> <div style="background-color: #e74c3c; color: white; padding: 2px 5px; border-radius: 10px;">NOT IMPROVING</div> -22.4 From Prior Year <div style="color: red; font-size: 24px;">✗</div> </div>	All Students <i>8 out of 37 Students</i> Score: 21.6% <div style="display: flex; align-items: center; gap: 10px;"> <div style="background-color: #e74c3c; color: white; padding: 2px 5px; border-radius: 10px;">NOT IMPROVING</div> +14.3 From Prior Year <div style="color: red; font-size: 24px;">✗</div> </div>
Black / African American <i>17 out of 35 Students</i> Score: 48.6% <div style="display: flex; align-items: center; gap: 10px;"> <div style="background-color: #5d6d7e; color: white; padding: 2px 5px; border-radius: 10px;">Not Applicable</div> No Data Prior Year <div style="border: 1px solid gray; border-radius: 50%; width: 15px; height: 15px; display: flex; align-items: center; justify-content: center;">○</div> </div>	Black / African American <i>7 out of 35 Students</i> Score: 20.0% <div style="display: flex; align-items: center; gap: 10px;"> <div style="background-color: #5d6d7e; color: white; padding: 2px 5px; border-radius: 10px;">Not Applicable</div> No Data Prior Year <div style="border: 1px solid gray; border-radius: 50%; width: 15px; height: 15px; display: flex; align-items: center; justify-content: center;">○</div> </div>
Hispanic / Latino Insufficient Sample	Hispanic / Latino Insufficient Sample
Multi Racial / Other Insufficient Sample	Multi Racial / Other Insufficient Sample
White Insufficient Sample	White Insufficient Sample
American Indian / Alaskan Native Insufficient Sample	American Indian / Alaskan Native Insufficient Sample
Asian Insufficient Sample	Asian Insufficient Sample
Native Hawaiian / Pacific Islander Insufficient Sample	Native Hawaiian / Pacific Islander Insufficient Sample
English Learners Insufficient Sample	English Learners Insufficient Sample
Students with IEPs Insufficient Sample	Students with IEPs Insufficient Sample
Economically Disadvantaged <i>16 out of 34 Students</i> Score: 47.1% <div style="display: flex; align-items: center; gap: 10px;"> <div style="background-color: #5d6d7e; color: white; padding: 2px 5px; border-radius: 10px;">Not Applicable</div> No Data Prior Year <div style="border: 1px solid gray; border-radius: 50%; width: 15px; height: 15px; display: flex; align-items: center; justify-content: center;">○</div> </div>	Economically Disadvantaged <i>7 out of 34 Students</i> Score: 20.6% <div style="display: flex; align-items: center; gap: 10px;"> <div style="background-color: #5d6d7e; color: white; padding: 2px 5px; border-radius: 10px;">Not Applicable</div> No Data Prior Year <div style="border: 1px solid gray; border-radius: 50%; width: 15px; height: 15px; display: flex; align-items: center; justify-content: center;">○</div> </div>

* Schools that are performing at the most positive value for a metric automatically receive a label of "Improving", even if no change in performance occurred.

* Due to COVID-19 pandemic-related test cancellations and exemptions, Keystone results for 2022-2023 are compared to pre-pandemic (2018-2019) performance; 2018-2019 subgroup data are not included.

College & Career: Every Student Graduates Ready for College and Careers

Goal 4 - Keystone Overall Proficiency, Grade 11

Goal 5 - Career and Technical Education, Grade 12

School Code | 3399 School Name | Sankofa Freedom Academy Charter School

Keystone All Subjects: % of Students Proficient or Advanced, Grade 11

All Students

5 out of 38 Students

Score: 13.2%

Not Applicable

No Data Prior Year



Black / African American

5 out of 36 Students

Score: 13.9%

Not Applicable

No Data Prior Year



Hispanic / Latino

Insufficient Sample

Multi Racial / Other

Insufficient Sample

White

Insufficient Sample

American Indian / Alaskan Native

Insufficient Sample

Asian

Insufficient Sample

Native Hawaiian / Pacific Islander

Insufficient Sample

English Learners

Insufficient Sample

Students with IEPs

Insufficient Sample

Economically Disadvantaged

4 out of 34 Students

Score: 11.8%

Not Applicable

No Data Prior Year



% of 12th Grade CTE Students Meeting Industry Standards

All Students

Insufficient Sample

* Schools that are performing at the most positive value for a metric automatically receive a label of "Improving", even if no change in performance occurred.

* Due to COVID-19 pandemic-related test cancellations and exemptions, Keystone results for 2022-2023 are compared to pre-pandemic (2018-2019) performance; 2018-2019 subgroup data are not included.